


# Bouskell Park

Blaby



# Bouskell Park

## Blaby

This park is in the historic area of Blaby and is the start of the Blaby Heritage Trail.





Under the turf you can see the medieval street plan of the original site of Blaby village. An original ice house can be found on site as well as a lake and Black Spinney. This is a good circular walk on a gravel path. There are picnic tables within the park and a small car park is available.






### Key:

**Distance:** 0.5 miles/0.8 km/1,160 steps

**Gradient:** Level and moderate **Time:** 15 minutes approx

-  Wheelchair Friendly
-  Pushchair Friendly
-  Kissing Gate
-  Benches

-  Picnic Tables
-  Historic Interest
-  Walking boots required muddy in places

# Be Healthy, Walk Local

Part of a series of leaflets to introduce you to eight strategic sites in and around Blaby with a range of local walking opportunities for you to enjoy.

The walks range from 20 minute strolls to an energetic 5 mile round walk in Fosse Meadows. Several of the sites feature picnic areas and play areas for families to enjoy a day out in the countryside.

Please remember when out walking to follow the countryside code and to wear appropriate clothing and footwear.

